



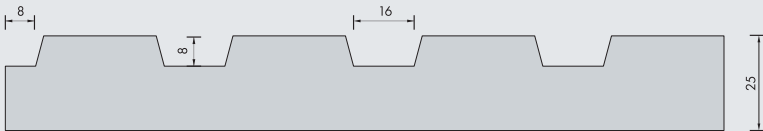



















HERADESIGN® Creative effect

1-layer magnesite-bonded wood wool acoustic panel
with various „endless patterns“.
Depending on the design, available in the surfaces
Superfine, Micro and Plano.

PRODUCT DATA


		HERADESIGN® Superfine	HERADESIGN® Micro	HERADESIGN® Plano		
Surfaces						
Edge details						
Thickness		25 mm				
Dimensions		1200 x 600 mm				
System		Screw-fix on wooden battens - System B2.1 Screw-fix on CD channels - System B2.2				
Weight		12,6 - 15,0 kg/m²				
Fire reaction		Euroclass B-s1,d0 as per EN 13501-1				
Sound absorption		HERADESIGN® Superfine: α_w up to 1,00 / NRC up to 1,00 HERADESIGN® Micro: α_w up to 0,60 / NRC up to 0,60				
Thermal conductivity		HERADESIGN® Superfine: $\lambda = 0.09$ W/mK as per EN 12667 HERADESIGN® Micro, Plano: $\lambda = 0.10$ W/mK as per EN 12667				
Humidity resistance		up to 90% RH				
Cleanability						
Sustainability						
Areas of application		As decorative and acoustically effective sub-ceiling and wall cladding for use in interior rooms.				
Installation		Installation of HERADESIGN® acoustic panels is part of the interior fitting of the building and must only be carried out under conditions of controlled humidity and temperature. All building activities which create dust must be completed before the start of installation. Store the panels flat and protect against moisture and dirt. The packaging does not protect the products against rain! Also note the relevant application, installation and storage guidelines for HERADESIGN® acoustic panels.				
Special information		<ul style="list-style-type: none">Manufacturing tolerances in nominal dimensions: L4, W2, T2: ± 1 mm, for lengths > 1250 mm L4: ± 2 mmMax. changes in dimension in standard climate 23° C/50 %rel. humidity: ±1 ‰				
Colour variants		white similar to RAL 9010	beige Natural tone 13	Pastel colours	Solid colours	Special colours
						
		<ul style="list-style-type: none">The natural characteristic structure of the wood wool is ideally suitable as a surface for creative colour schemes. An almost unlimited range of colours is available - almost any colour from popular colour systems such as RAL or NCS, may be selected.Deviations in colour from the edge colour and colour perception are possible due to the rough surface of the fibres or the surface of the panel.The colour application in the milled cut-outs may differ from the colour application on the surface of the panel.				
						

PRODUCT RANGE


Groove-H: HERADESIGN® Superfine, Micro, Plano



Groove-V: HERADESIGN® Superfine, Micro, Plano



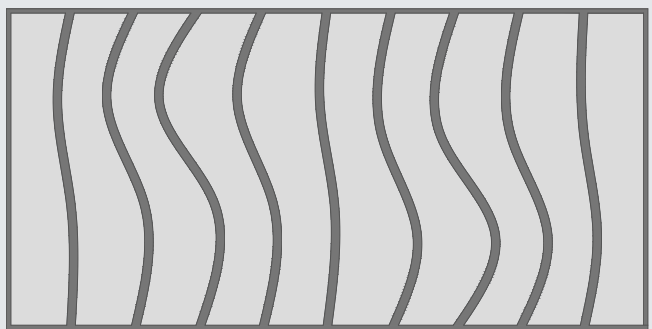
Zig Zag: HERADESIGN® Micro, Plano




Mikado: HERADESIGN® Superfine, Micro, Plano




Wave-V: HERADESIGN® Micro, Plano




Wave-H: HERADESIGN® Micro, Plano



Bubbles: HERADESIGN® Micro, Plano




Turtle: HERADESIGN® Micro, Plano




PRODUCT APPLICATION


Groove-H



Groove-V



Zig Zag




Mikado




Wave-V



Wave-H



Bubbles



Turtle

